

FY 2020 FINANCIAL PLAN  
(In Thousand Pesos)

Department: Department of Labor and Employment (DOLE)  
 Agency: Philippine Overseas Employment Administration  
 Operating Unit: < not applicable >  
 Organization Code (UACS): 16 007 0000000  
 Report Status: Submitted

PART A	Particulars	UACS CODE	Current Year's Obligation			Total	Budget Year Obligation Program											
			Actual Jan.1 - Sept.30	Estimate Oct.1 - Dec.31	Total		COMPREHENSIVE RELEASE						FOR LATER RELEASE					
							3	4	5=3+4	Q1	Q2	Q3	Q4	Sub Total	Q1	Q2	Q3	Q4
		2			6=11+16	7	8	9	10	11=7+8+9	12	13	14	15	16=12+13			
I. Budget Year / Appropriations			330,498	100,921	431,419	147,630	132,456	103,867	124,764	508,717	63	97						
General Administration and Support		1000000000000000	110,505	38,710	149,215	32,237	45,737	36,696	41,628	156,298	63	97						
General Management and Supervision		1000001000010000	109,495	37,871	147,366	32,237	45,737	36,696	41,628	156,298	0	0						
PS			44,672	6,392	51,064	14,401	18,983	14,401	19,334	67,119	0	0						
MOOE			64,503	24,676	89,179	17,836	26,754	22,295	22,294	89,179	0	0						
CO			320	6,803	7,123	0	0	0	0	0	0	0						
Administration of Personnel Benefits		1000001000020000	1,010	839	1,849	0	0	0	0	0	63	97						
PS			1,010	839	1,849	0	0	0	0	0	63	97						
Operations																		
OO : Empowerment and Protection of Overseas Filipino		3000000000000000	219,993	62,211	282,204	115,393	86,719	67,171	83,136	352,419	0	0						
OVERSEAS EMPLOYMENT AND WELFARE PROGRAM		3100000000000000	219,993	62,211	282,204	115,393	86,719	67,171	83,136	352,419	0	0						
Overseas Employment Facilitation Services		3101001000010000	129,838	38,400	168,238	87,242	48,298	37,596	45,659	218,795	0	0						
PS			96,732	27,669	124,401	24,880	35,324	27,712	32,924	120,840	0	0						
MOOE			56,955	9,706	66,661	13,553	18,334	13,553	18,765	64,205	0	0						
CO			39,777	16,858	56,635	11,327	16,990	14,159	14,159	56,635	0	0						
Worker's Welfare and Government Placement Services		3101001000020000	0	1,105	1,105	0	0	0	0	0	0	0						
PS			33,106	10,731	43,837	62,362	12,974	9,884	12,735	97,955	0	0						
MOOE			26,739	8,090	34,829	7,632	10,272	7,632	10,483	36,019	0	0						
CO			6,367	2,641	9,008	16,802	2,702	2,252	2,252	24,008	0	0						
Project(s)			0	0	0	37,928	0	0	0	37,928	0	0						
Locally-Funded Project(s)			0	0	0	0	0	0	0	0	0	0						
POEA Building Renovation Phase 4 - Fifth, Sixth and Lower Ground Floor		3101002000010000	0	0	0	0	0	0	0	0	0	0						

Department: Department of Labor and Employment (DOLE)  
 Agency: Philippine Overseas Employment Administration  
 Operating Unit: < not applicable >  
 Organization Code (UACS) : 16 007 0000000  
 Report Status: Submitted

Particulars	UACS CODE	Current Year's Obligation				Budget Year Obligation Program											
		Actual Jan.1 - Sept.30	Estimate Oct.1 - Dec.31	Total		COMPREHENSIVE RELEASE						FOR LATER RELEASE					
		3	4	5=3+4	Total	Q1	Q2	Q3	Q4	Sub Total	Q1	Q2	Q3	Q4	Sub Total	16=12+13	
CO	2	0	0	0	0	6=11+16	7	8	9	10	11=7+8+9	12	13	14	15	0	
OVERSEAS EMPLOYMENT REGULATORY PROGRAM Licensing and Regulation Services (including Anti- Illegal Recruitment Services)	3102000000000000	90,155	23,811	113,966	133,624	28,151	38,421	29,575	37,477	133,624	0	0	0	0	0	0	
PS	310200100001000	49,878	13,828	63,706	70,680	14,737	20,463	15,804	19,676	70,680	0	0	0	0	0	0	
MOOE		37,258	5,108	42,366	49,340	10,469	14,061	10,469	14,341	49,340	0	0	0	0	0	0	
Adjudication Service		12,620	8,720	21,340	21,340	4,268	6,402	5,335	5,335	21,340	0	0	0	0	0	0	
PS	310200100002000	40,277	9,983	50,260	62,944	13,414	17,958	13,771	17,801	62,944	0	0	0	0	0	0	
MOOE		35,167	7,953	43,120	55,804	11,986	15,816	11,986	16,016	55,804	0	0	0	0	0	0	
II. Automatic Appropriations		5,110	2,030	7,140	7,140	1,428	2,142	1,785	1,785	7,140	0	0	0	0	0	0	
Retirement and Life Insurance Premiums		18,821	2,883	21,714	24,803	6,200	6,200	6,202	6,201	24,803	0	0	0	0	0	0	
General Administration and Support		18,821	2,883	21,714	24,803	6,200	6,200	6,202	6,201	24,803	0	0	0	0	0	0	
General Management and Supervision	1000000000000000	3,965	446	4,411	5,846	1,461	1,461	1,462	1,462	5,846	0	0	0	0	0	0	
PS	100000100001000	3,965	446	4,411	5,846	1,461	1,461	1,462	1,462	5,846	0	0	0	0	0	0	
Operations		3,965	446	4,411	5,846	1,461	1,461	1,462	1,462	5,846	0	0	0	0	0	0	
OO : Empowerment and Protection of Overseas Filipino	3000000000000000	14,856	2,447	17,303	18,957	4,739	4,739	4,740	4,739	18,957	0	0	0	0	0	0	
OVERSEAS EMPLOYMENT AND WELFARE PROGRAM	3100000000000000	14,856	2,447	17,303	18,957	4,739	4,739	4,740	4,739	18,957	0	0	0	0	0	0	
Overseas Employment Facilitation Services	310100100001000	8,229	1,186	9,415	9,304	2,326	2,326	2,326	2,326	9,304	0	0	0	0	0	0	
PS		5,708	480	6,188	5,960	1,490	1,490	1,490	1,490	5,960	0	0	0	0	0	0	
Worker's Welfare and Government Placement Services		5,708	480	6,188	5,960	1,490	1,490	1,490	1,490	5,960	0	0	0	0	0	0	
PS	310100100002000	2,521	706	3,227	3,344	836	836	836	836	3,344	0	0	0	0	0	0	
OVERSEAS EMPLOYMENT REGULATORY PROGRAM	3102000000000000	2,521	706	3,227	3,344	836	836	836	836	3,344	0	0	0	0	0	0	
Licensing and Regulation Services (including Anti- Illegal Recruitment Services)		6,627	1,261	7,888	9,653	2,413	2,413	2,414	2,413	9,653	0	0	0	0	0	0	
PS	310200100001000	3,413	539	3,952	4,568	1,142	1,142	1,142	1,142	4,568	0	0	0	0	0	0	
Adjudication Service		3,413	539	3,952	4,568	1,142	1,142	1,142	1,142	4,568	0	0	0	0	0	0	
PS	310200100002000	3,214	722	3,936	5,085	1,271	1,271	1,272	1,271	5,085	0	0	0	0	0	0	
TOTAL, Current Year Budget / Appropriations		349,318	103,814	453,132	534,854	153,830	138,656	110,069	130,965	533,520	53	97	0	1,174	1,334	1,334	
PS		220,621	40,981	261,602	298,624	64,241	83,666	64,243	85,140	297,290	63	97	0	1,174	1,334	1,334	

Department: Department of Labor and Employment (DOLE)  
 Agency: Philippine Overseas Employment Administration  
 Operating Unit: < not applicable >  
 Organization Code (UACS) : 16 007 0000000  
 Report Status: Submitted


Particulars	UACS CODE	Current Year's Obligation		Budget Year Obligation Program											
		Actual Jan.1 - Sept.30	Estimate Oct.1 - Dec.31	COMPREHENSIVE RELEASE						FOR LATER RELEASE					
		3	4	Total	Q1	Q2	Q3	Q4	Sub Total	Q1	Q2	Q3	Q4	Sub Total	
1	2			5=3+4	6=11+16	7	8	9	10	11=7+8+9	12	13	14	15	16=12+13
MOOE		128,377	54,925	183,302	198,302	51,661	54,990	45,826	45,825	198,302	0	0	0	0	0
CO		320	7,908	8,228	37,928	37,928	0	0	0	37,928	0	0	0	0	0
Recapitulation by Program		234,850	64,688	299,508	371,376	120,132	91,458	71,911	87,875	371,376	0	0	0	0	0
OVERSEAS EMPLOYMENT REGULATORY PROGRAM	3102000000000000	96,783	25,072	121,855	143,277	30,564	40,834	31,989	39,890	143,277	0	0	0	0	0
OVERSEAS EMPLOYMENT AND WELFARE PROGRAM	3101000000000000	138,067	39,586	177,653	228,099	89,568	50,624	39,922	47,985	228,099	0	0	0	0	0

Prepared By:

  
 FUNTANARES LOURDES EVANO  
 Chief Budget Division


Date: 11/26/19 10:54 AM

In coordination with:

  
 VISTRO BABY-CANDIDA BALBIN  
 Director, FMS

Date: 11/26/19 11:46 AM

Approved By:

  
 OCALIA BERNARD PASCUAL  
 Administrator

Date: 11/26/19 11:48 AM

FY 2020 PHYSICAL PLAN

Department: Department of Labor and Employment (DOLE)  
 Agency: Philippine Overseas Employment Administration  
 Operating Unit: <not applicable>  
 Organization Code: 160070000000

Particulars	UACS CODE	Current Year's Obligation				Physical Target (Budget Year)						Variance	Remarks
		Actual Jan. 1 - Sept. 30	Estimate Oct. 1 - Dec. 30	Total	Total	1st Quarter	2nd Quarter	3rd Quarter	4th Quarter	Total			
1	2	3	4	5 = 3 + 4	6 = 7 + 8 + 9 + 10	7	8	9	10	11	12		
Part A													
I. Organizational Outcome													
OO : Empowerment and Protection of Overseas Filipino	310100000000												
OVERSEAS EMPLOYMENT AND WELFARE PROGRAM													
Outcome Indicators													
1. Percentage of clients who rate POEA services as good or better		95.36%	0%	95.36%	94%	94%							
2. Percentage of registered jobseekers placed for overseas employment		3.33% (5686)	1.67% (2834)	5%	5%	1.25% (2125)	1.25% (2125)	1.25% (2125)	1.25% (2125)	1.25% (2125)			
Output Indicators													
1. Percentage of Overseas Employment Certificates issued within the prescribed period		100%	100%	100%	100%	100%							
2. Percentage of documented workers with updated and complete information in the database		90%	0%	90%	50%	50%							
OVERSEAS EMPLOYMENT REGULATORY PROGRAM													
Outcome Indicators													
1. Percentage of licensed recruitment and manning agencies compliant with recruitment rules and regulations		99.25%	0%	99.25%	80%	80%							
2. Percentage decrease in the number of illegal recruitment complainants		-56.45%	0%	-56.45%	-1.5%	-3.75%	-3.75%	-3.75%	-3.75%	-3.75%			
Output Indicators													
1. Percentage of licenses, Special Recruitment Authority and Letter of Acknowledgment issued within the prescribed period		100%	100%	100%	100%	100%							
2. Percentage of cases filed up to June of the current year disposed by December of the same year		0%	40%	40%	40%	0%	0%	0%	0%	0%			
3. Percentage of licensed recruitment and manning agencies inspected and assessed		60.82%	19.18%	80%	80%	20%	20%	20%	20%	20%			

Prepared By: *[Signature]* Name: CANDAMO, MEL C.  
 Designation: Officer In-Charge, PPD  
 Created on: 11/19/19 5:21 PM

In coordination with: *[Signature]* Name: VISTRO BABY-CANDIDA BALBIN  
 Designation: Director, FMS  
 Reviewed: 11/21/19 10:33 AM

Approved By: *[Signature]* Name: OLALIA, BERNARD  
 Designation: Administrator  
 Approved: 11/21/2019 10:35

FY 2020 MONTHLY DISBURSEMENT PROGRAM  
(In Thousand Pesos)

Department: Department of Labor and Employment (DOLE)  
 Agency: Philippine Overseas Employment Administration  
 Operating Unit: < not applicable >  
 Organization Code (UACS): 16 007 0000000  
 Report Status: Submitted


Particulars	UACS CODE	Total Programs	Tax Rem Advice (TRA)	Net Program	Full Year Requirement												Full Year Total				
					QUARTER 1			QUARTER 2			QUARTER 3			QUARTER 4			Sub Total	21=18+19+20			
					Jan	Feb	March	Sub Total	April	May	June	Sub Total	July	Aug	Sept	Sub Total	Oct	Nov	Dec		
1	2	3	4	5	6	7	8	9=6+7+8	10	11	12	13=10+11+12	14	15	16	17=14+15+16	18	19	20	21=18+19+20	22
<b>PART A</b>																					
<b>I. NOTICE OF CASH ALLOCATION</b>																					
A. Fiscal Year's (FY) Budget																					
New GAA		649,139	30,505	618,633	60,195	59,345	55,851	175,401	54,113	57,051	42,439	153,603	48,772	44,723	38,554	274,098	61,051	52,115	40,621	153,787	614,840
Specific Budgets of National Government	1 01 101	534,854	28,226	506,628	28,699	29,118	37,501	95,318	42,113	54,629	42,439	139,181	38,772	44,723	38,554	122,049	53,551	52,115	40,621	146,287	502,835
MOOE		510,051	28,226	481,825	26,631	27,050	35,433	89,114	40,045	52,551	40,371	132,977	36,704	42,655	36,486	115,845	51,483	50,047	38,566	140,096	478,032
CO		508,717	28,226	480,491	26,631	27,050	35,371	89,052	39,948	52,551	40,371	132,880	36,704	42,655	36,486	115,845	51,483	50,047	37,991	138,921	476,698
FOR LATER RELEASE		272,487	16,742	255,745	17,925	17,926	17,957	53,808	20,128	35,148	17,957	73,233	17,926	17,926	17,957	53,809	17,928	36,985	19,982	74,895	255,745
Automatic Appropriation		198,302	9,859	188,443	8,706	8,706	17,414	34,826	18,844	17,413	17,414	53,671	18,778	13,062	17,414	49,254	20,221	13,062	17,409	50,692	188,443
Retirement and Life Insurance Premiums	1 04 102	37,928	1,625	36,303	0	418	0	418	975	0	5,000	5,976	0	11,667	1,115	12,782	13,334	0	0	13,334	32,510
PS		1,334	0	1,334	0	0	62	62	97	0	0	97	0	0	0	0	0	0	1,175	1,175	1,334
MOOE		1,334	0	1,334	0	0	62	62	97	0	0	97	0	0	0	0	0	0	1,175	1,175	1,334
CO		0	0	0	0	0	0	0	0	0	0	0	0	0	0	0	0	0	0	0	0
<b>B. Prior Year (PY) Obligation</b>																					
Prior Year Accounts Payable																					
CO		24,803	0	24,803	2,068	2,068	2,068	6,204	2,068	2,068	2,068	6,204	2,068	2,068	2,068	6,204	2,068	2,068	2,068	2,068	24,803
Not Yet Due and Demandable Obligations		114,285	2,280	112,005	31,496	30,227	18,350	80,083	12,000	2,422	0	14,422	10,000	0	0	10,000	7,500	0	0	7,500	112,005
Prior Year Accounts Payable		75,500	0	75,500	10,000	20,000	16,000	46,000	12,000	0	0	12,000	10,000	0	0	10,000	7,500	0	0	7,500	75,500
CO		75,500	0	75,500	10,000	20,000	16,000	46,000	12,000	0	0	12,000	10,000	0	0	10,000	7,500	0	0	7,500	75,500
Not Yet Due and Demandable Obligations		38,785	2,280	36,505	21,496	10,227	2,350	34,083	0	2,422	0	2,422	0	0	0	0	0	0	0	0	36,505
PS		11,300	904	10,396	7,360	2,576	450	10,396	0	0	0	0	0	0	0	0	0	0	0	0	10,396
MOOE		21,280	1,064	20,216	14,136	4,180	1,900	20,216	0	0	0	0	0	0	0	0	0	0	0	0	20,216

This report was generated using the Unified Reporting System on  
 BED Level 01 - Agency Submission (NEP) ; Status : Submitted


Department: Department of Labor and Employment (DOLE)  
 Agency: Philippine Overseas Employment Administration  
 Operating Unit: < not applicable >  
 Organization Code (UACS): 16 007 0000000  
 Report Status: Submitted

Particulars	UACS CODE	Total Programs	Tax Rem Advice (TRA)	Net Program	Full Year Requirement												Full Year Total					
					QUARTER 1			QUARTER 2			QUARTER 3			QUARTER 4								
					Jan	Feb	March	Sub Total	April	May	June	Sub Total	July	Aug	Sept	Sub Total		Oct	Nov	Dec	Sub Total	
1	2	3	4	5	6	7	8	9=6+7+8	10	11	12	13=10+11+12	14	15	16	17=14+15+16	18	19	20	21=18+19+20	22	
CO			6,205	5,893	0	3,471	0	3,471	0	2,422	0	2,422	0	0	0	0	0	0	0	0	0	5,893
TOTAL PROGRAM, PY OBLIGATION		114,285	2,280	112,005	31,496	30,227	18,360	80,083	12,000	2,422	0	14,422	10,000	0	0	0	10,000	7,500	0	0	7,500	112,005
PS		11,300	904	10,396	7,360	2,576	460	10,396	0	0	0	0	0	0	0	0	0	0	0	0	0	10,396
MOOE		21,280	1,064	20,216	14,136	4,180	1,900	20,216	0	0	0	0	0	0	0	0	0	0	0	0	0	20,216
CO		81,705	312	81,393	10,000	23,471	16,000	49,471	12,000	2,422	0	14,422	10,000	0	0	0	10,000	7,500	0	0	7,500	81,393
TOTAL NCA PROGRAM		649,139	30,506	618,633	60,195	59,345	55,861	175,401	54,113	57,051	42,439	153,603	48,772	44,723	38,554	132,049	61,051	52,115	40,621	153,787	614,840	
PS		309,924	17,646	292,278	27,353	22,570	20,547	70,470	22,293	37,216	20,025	79,534	19,994	19,994	20,025	60,013	15,996	39,053	23,212	82,261	292,278	
MOOE		219,582	10,923	208,659	22,842	12,886	19,314	55,042	18,844	17,413	17,414	53,671	18,778	13,062	17,414	49,254	20,221	13,062	17,409	50,692	208,659	
FinEx		0	0	0	0	0	0	0	0	0	0	0	0	0	0	0	0	0	0	0	0	
CO		119,633	1,937	117,696	10,000	23,889	16,000	49,889	12,976	2,422	5,000	20,998	10,000	11,667	1,115	22,782	20,834	0	0	20,834	113,903	
IV. TAX REMITTANCE ADVICE		0	30,506	30,506	3,239	2,504	2,453	8,196	2,431	2,441	2,563	7,435	2,367	2,666	2,369	7,402	3,087	2,080	2,306	7,473	30,506	
PS		0	30,506	30,506	3,239	2,504	2,453	8,196	2,431	2,441	2,563	7,435	2,367	2,666	2,369	7,402	3,087	2,080	2,306	7,473	30,506	
MOOE		0	17,646	17,646	2,036	1,620	1,436	5,092	1,396	1,396	1,396	4,188	1,396	1,396	1,396	4,188	1,394	1,394	1,390	4,178	17,646	
CO		0	10,923	10,923	1,203	679	1,017	2,899	986	917	917	2,820	971	687	917	2,575	1,027	686	916	2,629	10,923	
CO		0	1,837	1,937	0	205	0	205	49	128	250	427	0	583	56	639	566	0	0	666	1,937	
VI. TOTAL DISBURSEMENT PROGRAM		649,139	30,506	618,633	63,434	61,849	58,314	183,597	56,544	59,492	45,002	161,038	51,139	47,389	40,923	139,451	64,138	54,195	42,927	161,260	645,346	
PS		309,924	17,646	292,278	29,389	24,190	21,983	75,562	23,689	38,612	21,421	83,722	21,390	21,390	21,421	64,201	21,390	40,447	24,602	86,439	309,924	
MOOE		219,582	10,923	208,659	24,045	13,565	20,331	57,941	19,830	18,330	18,331	56,491	19,749	13,749	18,331	51,829	21,248	13,748	18,325	53,321	219,582	
FinEx		0	0	0	0	0	0	0	0	0	0	0	0	0	0	0	0	0	0	0	0	
CO		119,633	1,937	117,696	10,000	24,094	16,000	50,094	13,025	2,550	5,250	20,825	10,000	12,250	1,171	23,421	21,500	0	0	21,500	115,840	


Prepared By:

  
 FUNTAÑARES LOURDES EVANO  
 Chief Budget Division  
 Date: 12/19/19 10:57 AM

In coordination with:

  
 VISTRO BABY-CANDIDA BALBIN  
 Director, FMS  
 Date: 12/19/19 10:59 AM

Approved By:

  
 OLALIA BERNARD PASCUAL  
 Administrator  
 Date: 12/19/19 11:01 AM

This report was generated using the Unified Reporting System on  
 BED Level: 01 - Agency Submission (NEP); Status: Submitted